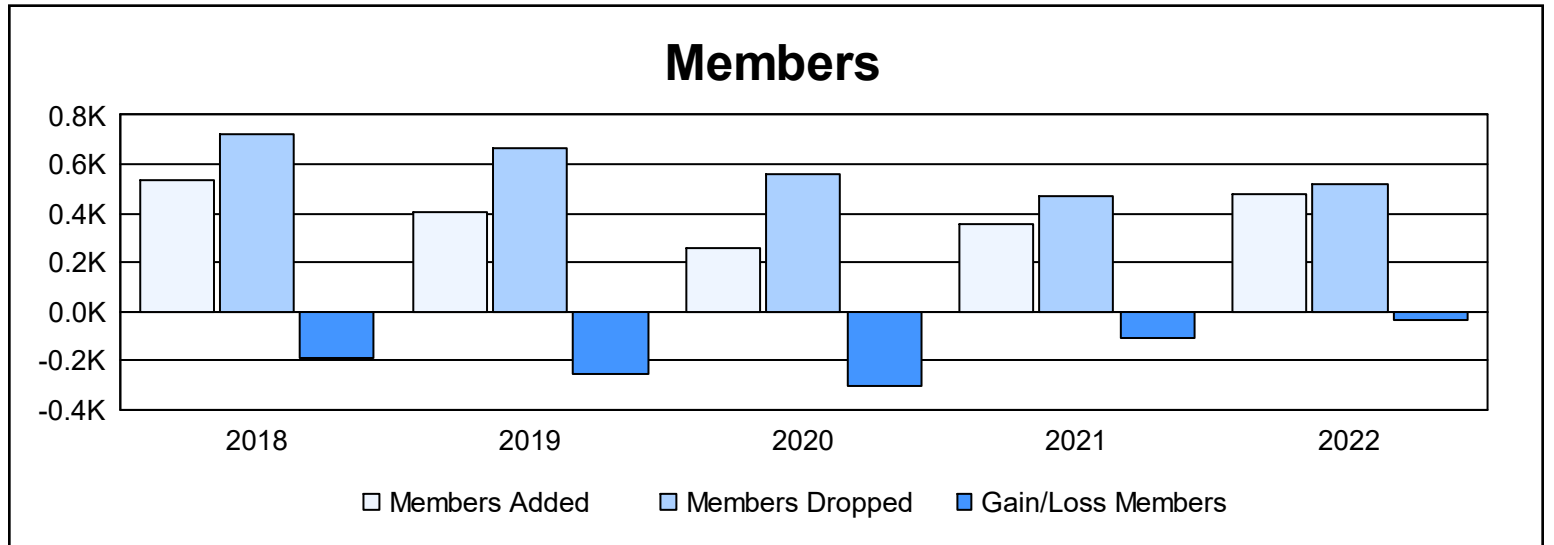
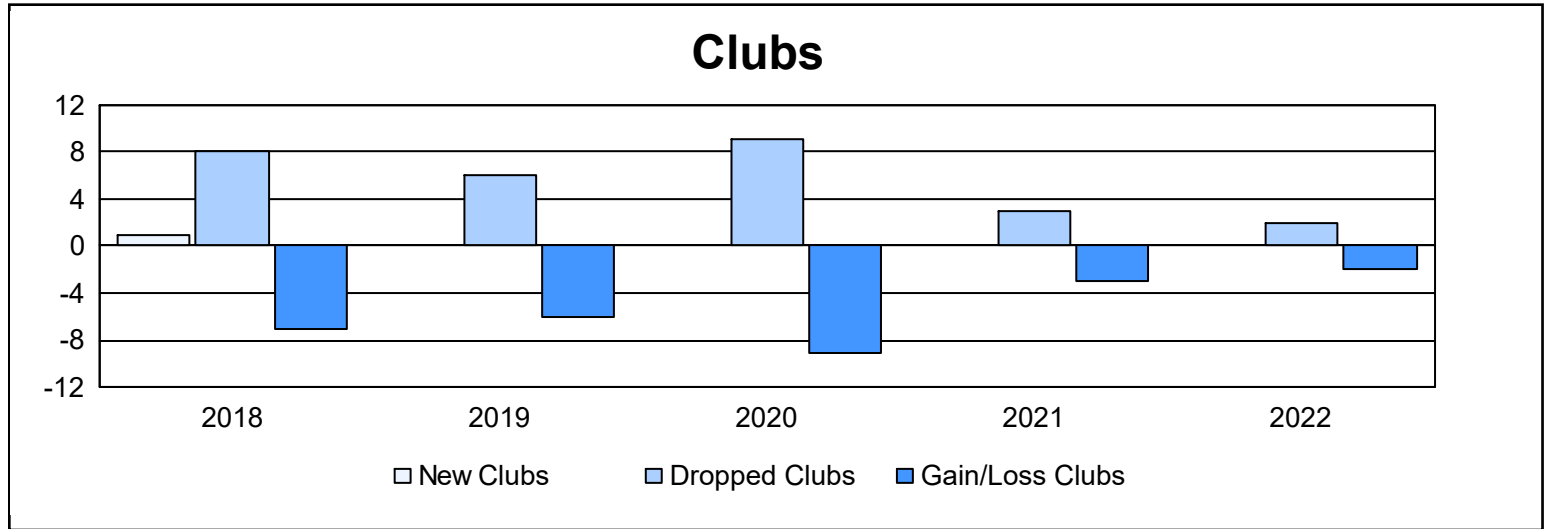
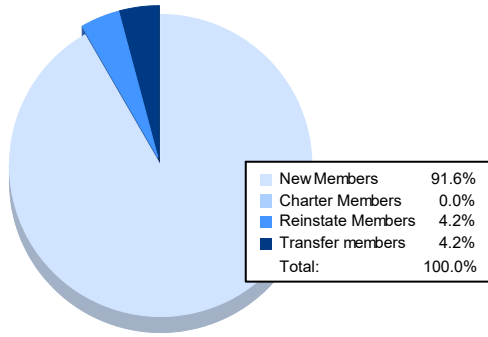


| Year | New Clubs | Dropped Clubs | Gain/ Loss Clubs | New Members | Charter Members | Reinstate Members | Transfer Members | Total Member Added | Total Members Dropped | Gain/ Loss Members |
|----------------|-----------|---------------|------------------|-------------|-----------------|-------------------|------------------|--------------------|-----------------------|--------------------|
| 2017-2018 | 1 | 8 | -7 | 478 | 22 | 14 | 21 | 535 | 723 | -188 |
| 2018-2019 | 0 | 6 | -6 | 353 | 3 | 22 | 30 | 408 | 666 | -258 |
| 2019-2020 | 0 | 9 | -9 | 222 | 0 | 17 | 22 | 261 | 563 | -302 |
| 2020-2021 | 0 | 3 | -3 | 334 | 0 | 10 | 11 | 355 | 467 | -112 |
| 2021-2022 | 0 | 2 | -2 | 439 | 0 | 20 | 20 | 479 | 517 | -38 |
| Average | 0 | 6 | -5 | 365 | 5 | 17 | 21 | 408 | 587 | -180 |



Membership Composition June 2022 Cumulative



Gender Composition June 2022 Cumulative

